

Joint Optimization of Number of Vehicles, Battery Capacity and Operations of an Electric Autonomous Mobility-on-Demand Fleet

EVS35, OSLO 2022, JUNE 14TH

Fabio Paparella, Theo Hofman, Mauro Salazar



EVS35

OSL2022

TU/e EINDHOVEN
UNIVERSITY OF
TECHNOLOGY

Introduction

Autonomous
Mobility
On
Demand



“service provided through a joint digital channel that enables users to plan, book, and pay for autonomous mobility services”

- **Ride-hailing** companies are gaining momentum
- **Self-driving cars** are becoming a reality
- In the future, **Autonomous Mobility-on-Demand (AMoD)**: self-driving robotaxis



How do we maximize profits?

Right-sizing of the fleet

Minimize purchasing costs of vehicles

- Number
- Range



Minimize operational costs of vehicles

- Weight
- Energy consumption

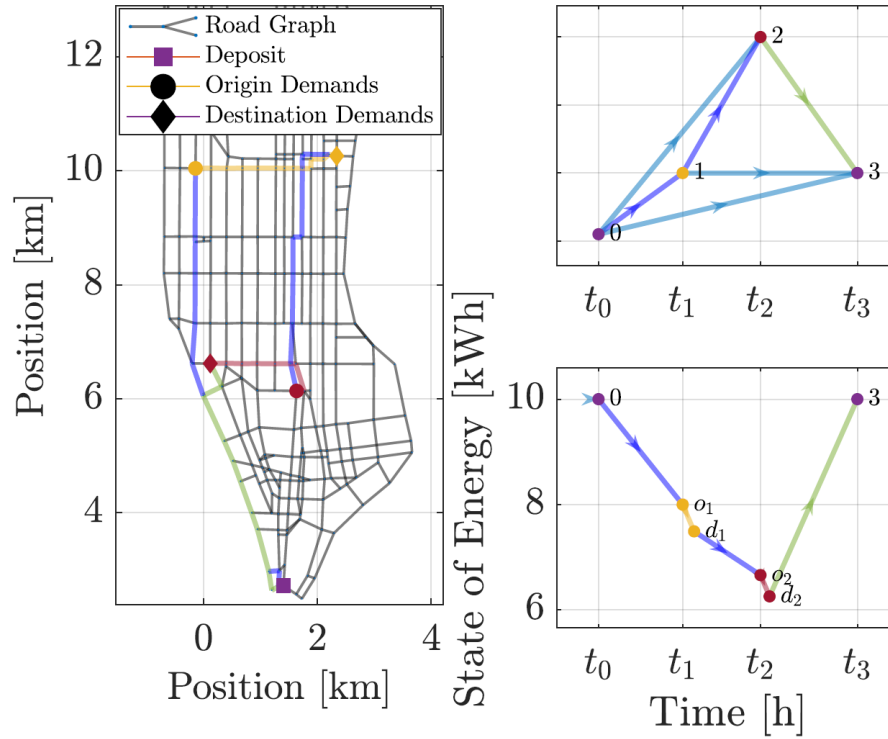


Maximize revenues

- Requests served



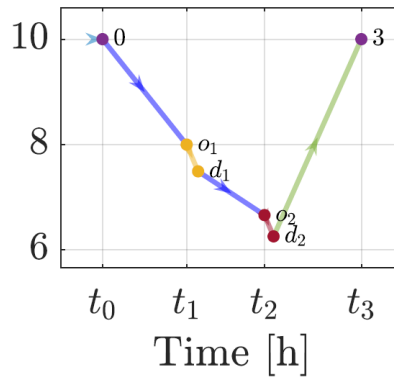
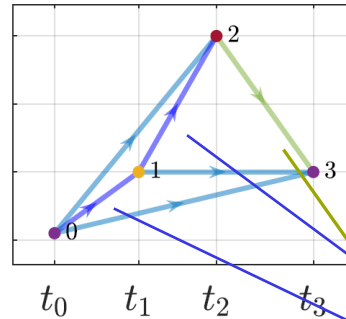
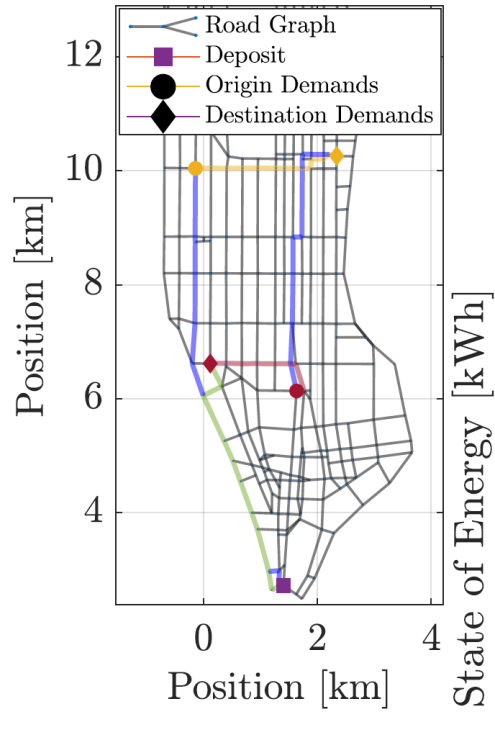
Directed Acyclic Graph (DAG)



DAG representation

- Always follow the fastest path
- Pre-compute all the transitions between travel requests
- Detour to a charging station to charge the vehicle

Directed Acyclic Graph (DAG)



X_{ij}^k 1 if transition between i and j occurs with vehicle k , 0 otherwise
 S_{ijc}^k 1 if vehicle k goes to charging during transition $i-j$ using charging station c , 0 otherwise

$$X_{01}^1, X_{12}^1 = 1$$

$$X_{23}^1, S_{231}^1 = 1$$

Objective Function

$$J = \left(\sum_k p_0^k + p_{\text{el}} \sum_k \sum_{i,j,c} c_{ijc}^k \right) - \sum_i p_i b_r^i$$

Electricity price

Revenue generated by served requests

Energy charged

Vehicle initial cost (amortized)

$$p_0^k = \frac{(p_v b_v^k + p_b E_b^k)}{\tau_v}$$

[€/day]

Vehicle's consumption

$$\Delta e^k = \Delta e_0 + \Delta e_b E_b^k$$

[kWh/km]

Results: a Case-study of Manhattan

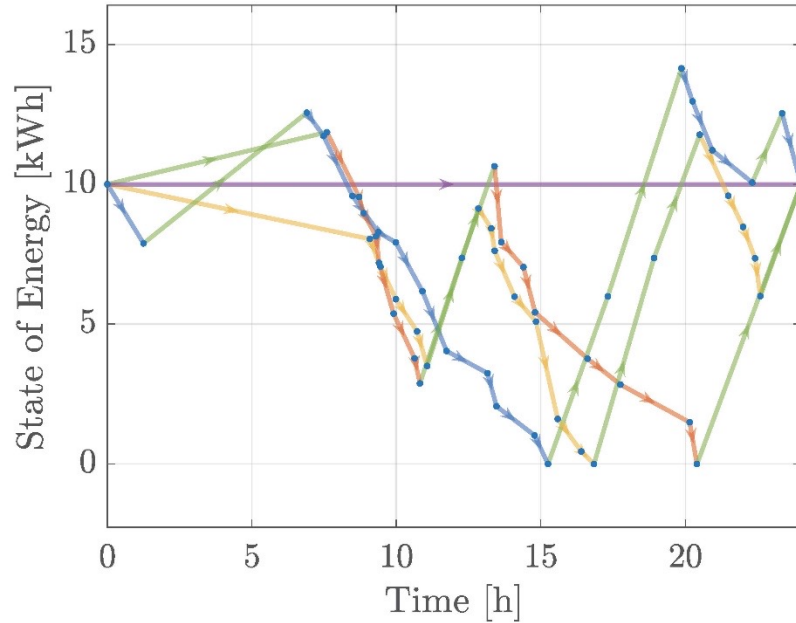


- Manhattan
- Yellow Taxi Cab
- Simulation over 7 days of March 2018
- 2400 requests per day
- Private chargers spread in the area

MILP optimization problem

- Global optimality guarantees
- Commercial solvers
- NP-hard
- Conservative solution

A Small Example



Schedule representation of vehicles:

- 60 requests
- 5 available vehicles (3 used)
- Deterministic solution
- Optimal battery size of 14,12,12 kWh
- Multiple charging trips per day per vehicle
- Does not necessarily charge to 100% SoC

Manhattan Case-study

Looking for a probability distribution and select a conservative solution

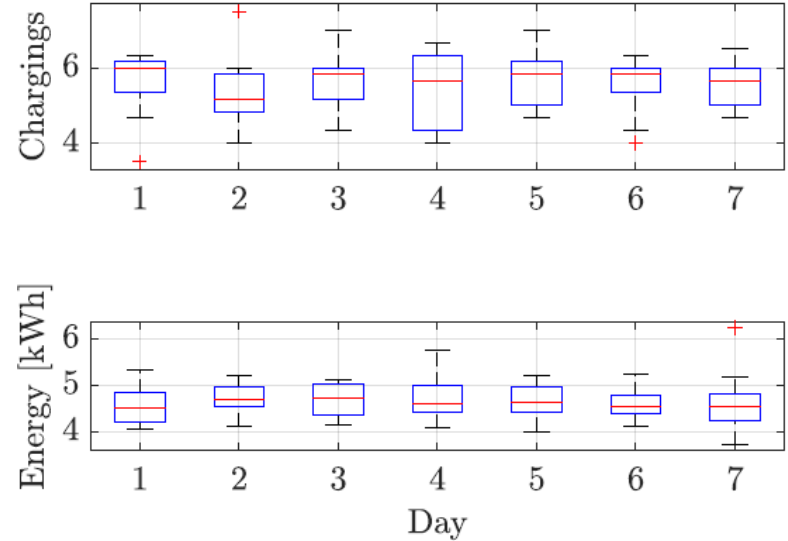
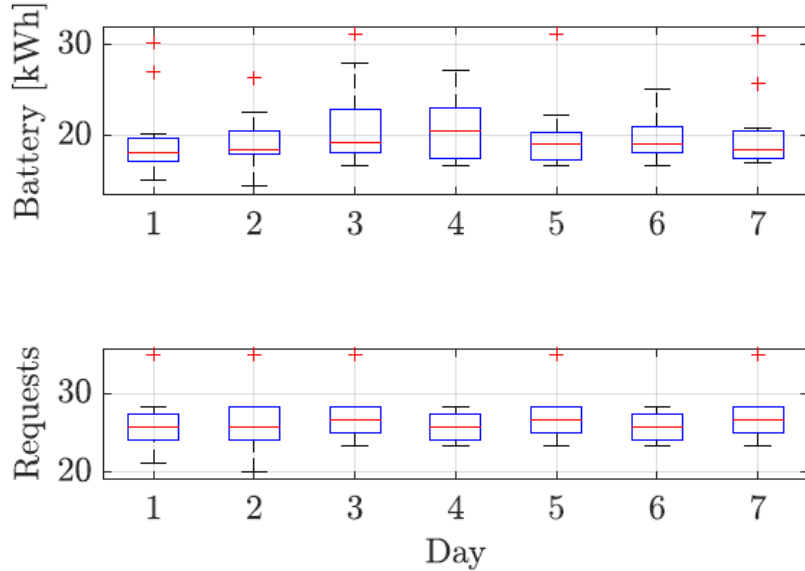


Inspired by CLT, solving multiple smaller scenarios.
The solution of each scenario is used to draw the distribution of the solution of the whole problem



Each day is divided in 12 smaller scenarios

Manhattan Case-study



- Approx. 40 vehicles per 1000 daily requests
- Vehicles of 20 kWh battery

- Charge each vehicle multiple times per day
- Charge only 5 kWh per charging trip

Conclusions & Future Research

- Using a fleet with an optimal battery size (tailored for the specific city) can boost the profit of an AMoD operator
- For Manhattan, using a fleet with 20kWh battery size is enough and can reduce the energy consumption up to 20% compared to a fleet of vehicles with a larger battery size of 45-55 kWh
- Multiple charging per day are required to counter the smaller battery capacity
- Future extension of the model for the optimal siting and sizing of charging stations and ridesharing
- The problem is NP hard: Heuristic solution, Distributed MILP