

University of Stuttgart
Institute of Automotive Engineering

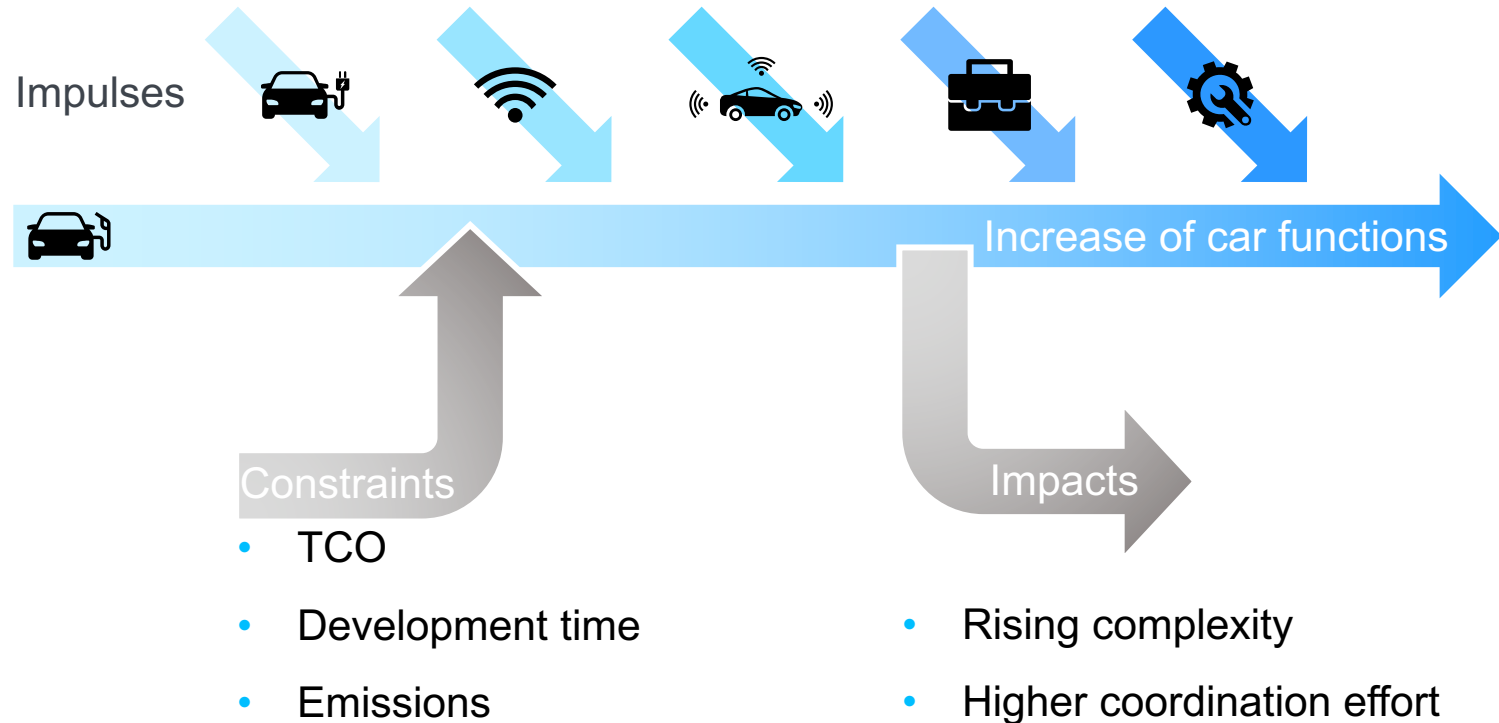

EVS35
OSL2022

Concept of a Service-oriented Vehicle Energy Management and Evaluation of the Data Quality of Related Services

Jonas Maier M. Sc., Dorsa Mohammad Zaheri M. Sc., Prof. Dr.-Ing. Hans-Christian Reuss
University of Stuttgart, Institute of Automotive Engineering Stuttgart, Pfaffenwaldring 12, 70569 Stuttgart, Germany, jonas.maier@ifs.uni-stuttgart.de

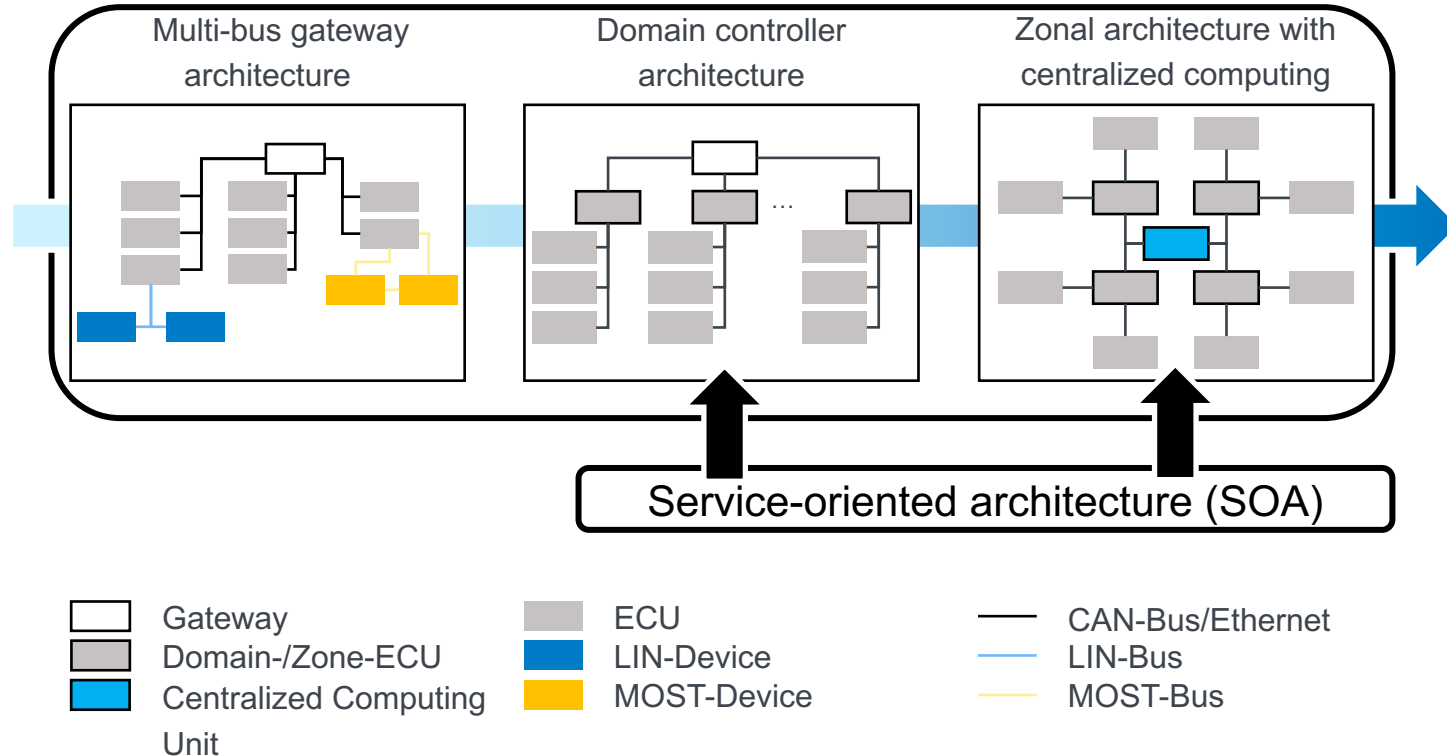
Development of E/E architectures

Impulses for the increase of Car Functions



Development of E/E Architectures


Change in Hardware Architecture to meet the Functional Requirements



Development of E/E Architectures

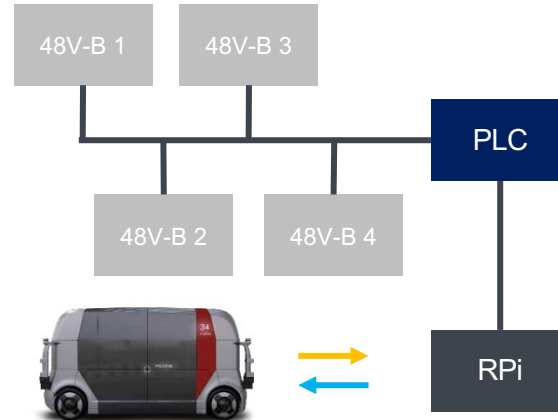
Service-oriented Architecture in Serial and Development Vehicles

a) State of the art



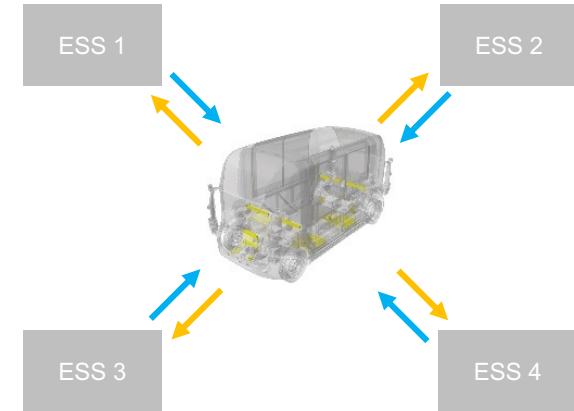
HV-B High-Voltage battery
48V-B 48V battery
BMS Battery management system
ESS Energy storage system

b) Project UNICARagil



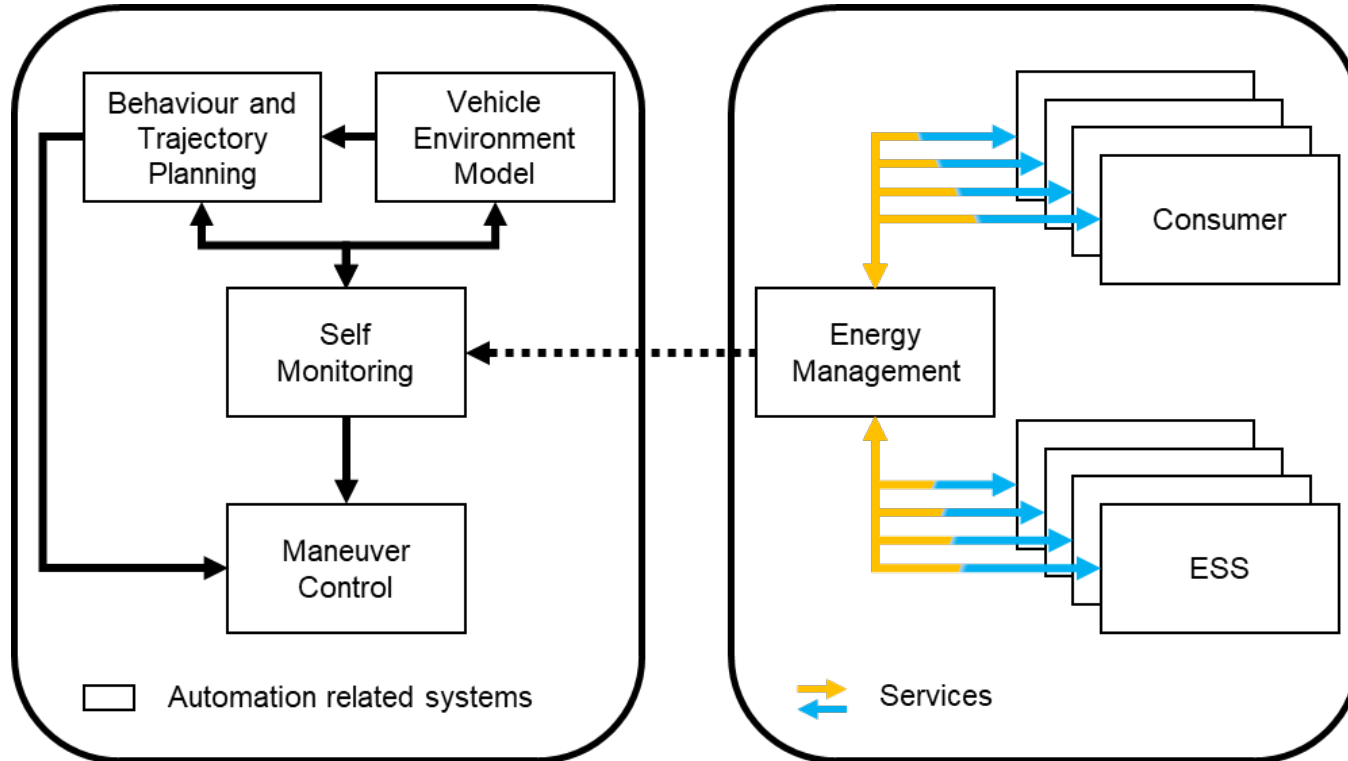
RPi Raspberry Pi
PLC Programmable logic controller
— Communication via CAN-Bus
↔ Services

c) Future projects



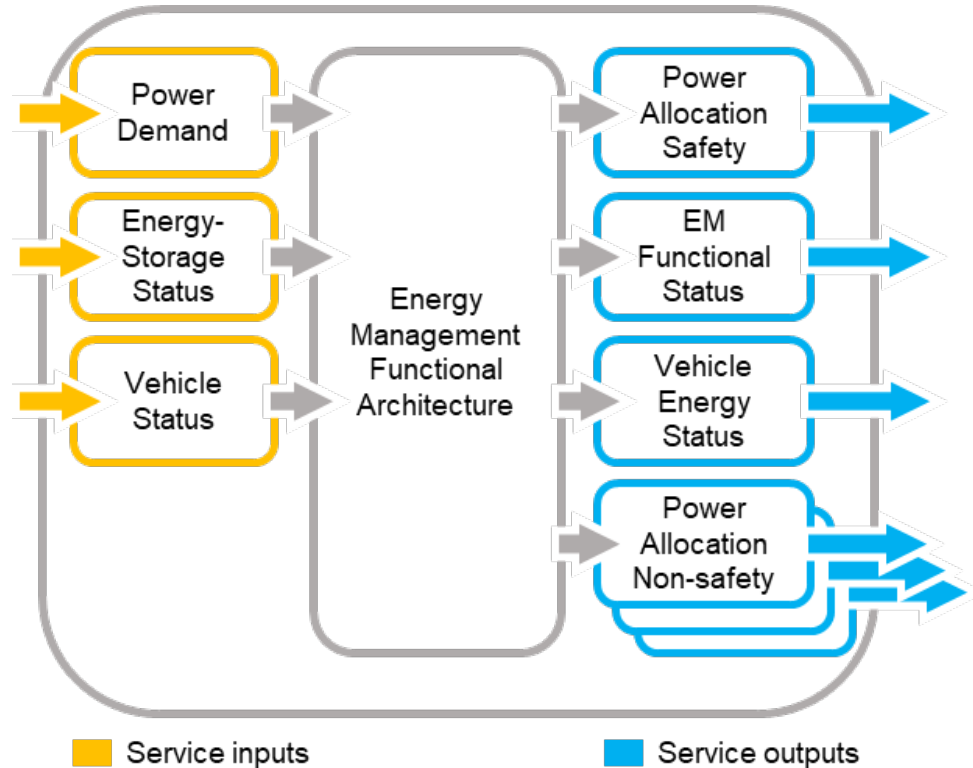
Service-oriented Vehicle Energy Management

Role of the Energy Management in Autonomous Vehicles



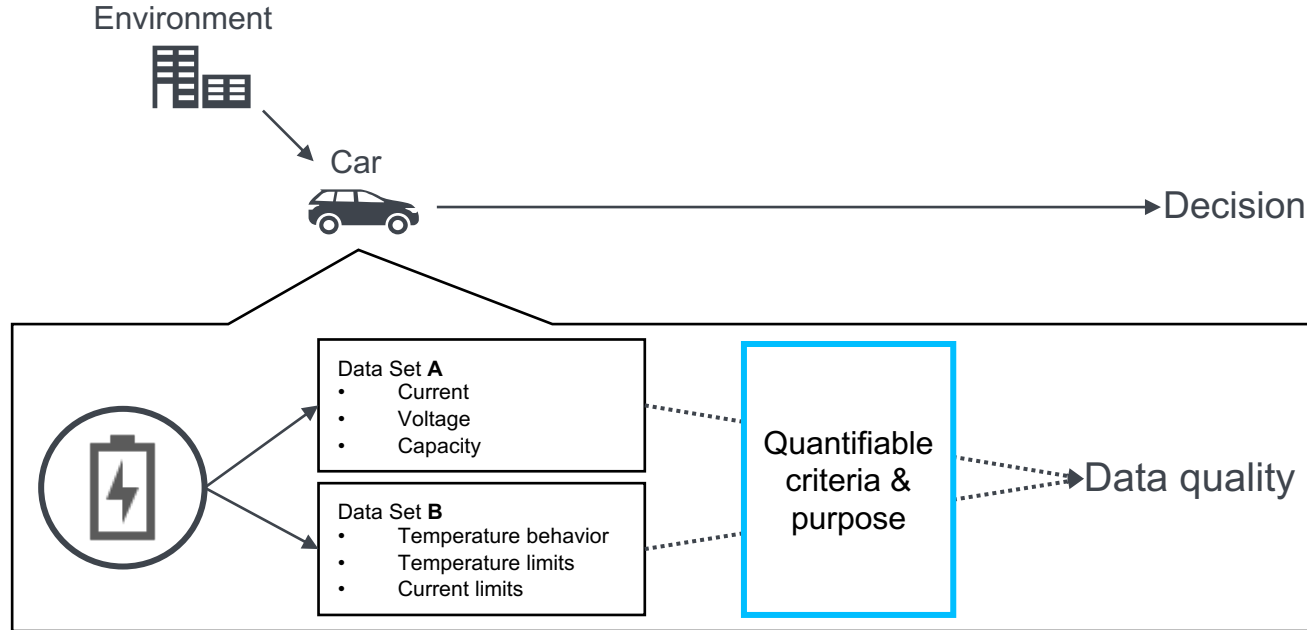
Service-oriented Vehicle Energy Management

Service Structure of an Energy Management



Data Quality

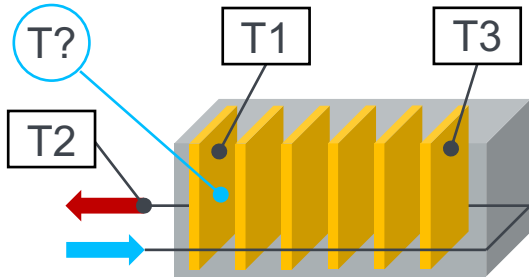
Decision Process in Autonomous Vehicles



Data evaluation by the vehicle based on quantifiable criteria and according to the purpose of use.

Data Quality

Example of Battery Temperature Measurement



- Battery modул
- Battery cell
- Cooling channel
- T1 Temperature sensor battery surface cell 1
- T2 Temperature sensor battery cooling outlet
- T3 Temperature sensor battery surface cell 6

Which data source should be chosen?

Plausibility

Reliability

$$\epsilon_{DQ} = P \cdot \frac{S \cdot \tau_{Min}}{\tau_{Sensor}}$$

How much can we trust the data from this source?

Sensor inaccuracies

Signal ageing

$$\Delta_{ACC} = \Delta_S + \Delta_{Age} = \Delta_S + \frac{\dot{Q}_{max} \cdot \Delta t}{C_{Th}}$$

Data	Quality	Cell surface sensor T1	Cooling outlet sensor T2	Cell surface sensor T3
P	(-)	1	1	1
R	(-)	1	0.06	0.16
ϵ_{DQ}	(-)	1	0.06	0.16
Δ_S	(K)	0.3	0.5	0.3
Δ_{Age}	(K)	0-8.79 (0-30 sec)		
Δ_{ACC}	(K)	0.3-9.1	0.5-9.3	0.3-9.1

Conclusion

Findings & next Steps

- ✓ A concept of the service interfaces for an energy management in an SOA has been developed.
- ✓ An approach to assess data quality through an energy management has been formulated.
- ❑ Implementation of the service interfaces into a SOA of an entire vehicle and assessment of the modularity and compatibility with other interfaces and systems.
- ❑ Determine meaningful parameters for the data quality evaluation by combining them with vehicle functions and driving scenarios.



University of Stuttgart
Institute of Automotive Engineering


EVS35
OSL2022

Thank you!



Jonas Maier, M.Sc.

e-mail jonas.maier@ifs.uni-stuttgart.de

phone +49 (0) 711 685-68122

www.ifs.uni-stuttgart.de

University of Stuttgart
Institute of Automotive Engineering (IFS)
Automotive Mechatronics / Mobility
Pfaffenwaldring 12, 70569 Stuttgart